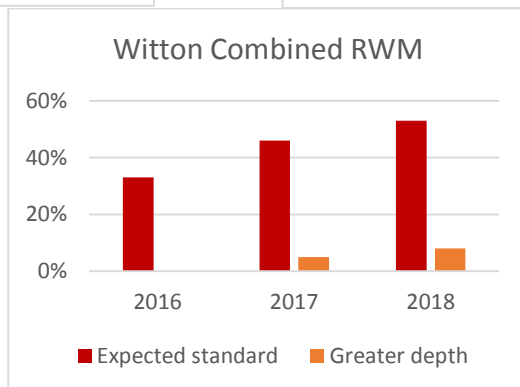
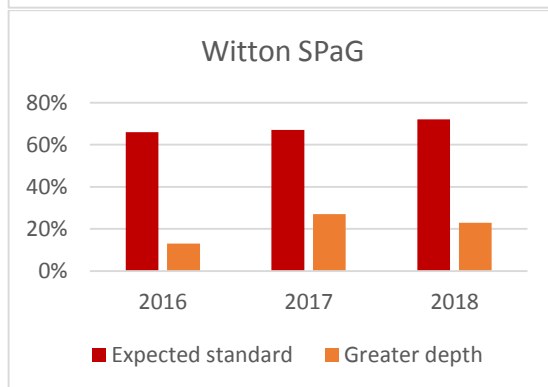
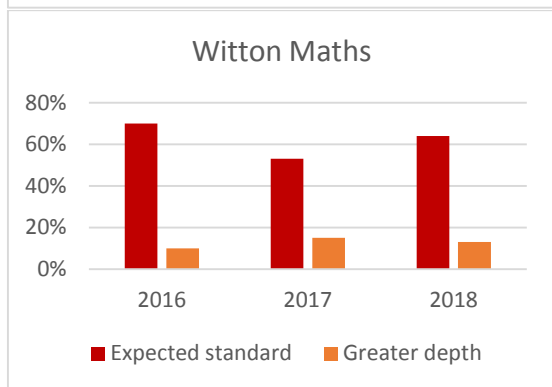
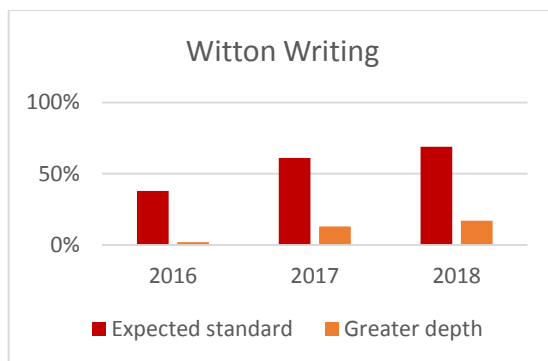
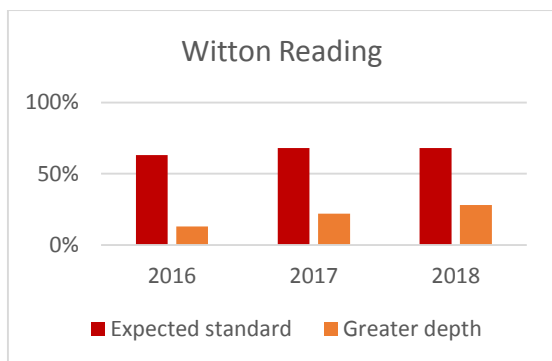


# Witton Middle School Performance Data 2018

All of our children should be proud of their achievements as they worked very hard.

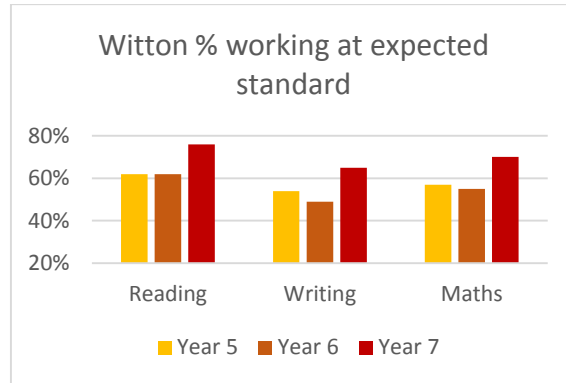
## Rising 3 year trend.

As you can see from the graphs shown below we are continuing to increase our SATs results in writing and SPaG. reading is improving at the higher score and maths is recovering from a 2017 dip. Leading to an overall improvement in combined reading, writing and mathematics (RWM) and representing an improvement from where the children joined us at the end of Year 4.



### **Year on year progress (current Year 8 pupils)**

Year 7 attainment remains very positive with 75% achieving National Standard or above in reading, 74% in writing and 86% in maths. The benefit of the middle school system remains evident as we see accelerated progress in Year 7. This shows strong progress overall from the end of Year 5 to the end of Year 7.



**SATs 2018 results**

	Working at expected standard (100+)	Working at greater depth (110+)
Reading	68%	28%
Writing	69%	17%
Maths	64%	13%
Combined RWM	53%	8%
SPaG	72%	23%

Overall the results were close to our predictions for this cohort of children. Enhancing the outcomes of pupils with free school meals remains a challenge for us and we look forward to working with parents on homework, attendance and attitude to learning.

**SATs results compared with end of Year 4 teacher assessment.**

	% children working at expected standard	
	First school assessment	2018 SATs
Reading	75%	68%
Writing	46%	69%
Maths	56%	64%

This table shows that we add value overall as our attainment improved from the first school assessments at the end of year 4.

**Average scaled score in the SATs**

**Progress score**

	2018 average scaled score	
	Witton	National
Reading	104	105
Maths	101	104
SPaG	104	106

	2018 progress score Witton
Reading	-1.3
Writing	-1.9
Maths	-3.0

**Average scaled score in the SATs**

**Progress score**

	2018 average scaled score	
	Witton	National
Reading	104	105
Maths	101	104
SPaG	104	106

	2018 progress score Witton
Reading	-1.3
Writing	-1.9
Maths	-3.0

**Comparing school performance**

This weblink will enable you to compare school performance data:

<https://www.compare-school-performance.service.gov.uk/school/116779/witton-middle-school>